 SAFEROADS PTY LTD STANDARD OPERATING PROCEDURE	Title: Deploying of Ironman Hybrid Barriers (Forklift)	
	Procedure Number INSSOP024-3	Effective Date 13/09/2018
Responsibility: IMS Manager	Revision: 3	Area: All Areas

1. Objective and Scope

To describe the process of safely deploying and setting out Ironman Hybrid Temporary Barrier System, utilising a forklift / Manitou / FE Loader.

2. Responsibilities

The site manager and appropriately experienced staff has overall responsibility of ensuring that all elements of this procedure are carried out.

3. General Specifications

General barrier specification are as follows:

- Galvanised Steel Construction
- Length – 4.115m (pin centres)
- Width – 546mm
- Height – 813mm
- Weight – 925kg

4. Personal Protective Equipment

The following is mandatory PPE.



5. General Safety Points

- PPE must be worn at all times – refer point 4.
- All operators driving a forklift must hold a current valid licence.

6. Set Up and Arrival

- Ensure that you are at the correct location / site.
- Meet with appropriate personnel from site.

- Commence site specific induction process and sign in
- Ensure Traffic Management has been appropriately set up
- Conduct a site walk through or drive through, observing hazards such as culverts, drop offs, overhead powerlines, underground services, hydrants, ground or road conditions.




- Calculate and observe that the quantity of barriers & End Treatments are correct or measure to be accurate.
- Prior to the actual commencement of any works, the works supervisor must conduct a site review with a representative (site manager or site OH&S rep.) of the prime contractor no less than 24 hours prior to commencement

7. Plan the deployment (Forked Machine such as forklift or Manitou)

Considering all site observations, make any appropriate changes or inclusions to ensure safe deployment and placement of barriers, such as:

- Increase traffic management or taper
- Ensure a spotter is available if required
- Make contingencies for unworkable areas
- Mark on road areas to avoid or navigate

 SAFEROADS PTY LTD STANDARD OPERATING PROCEDURE	Title: Deploying of Ironman Hybrid Barriers (Forklift)	
	Procedure Number INSSOP024-3	Effective Date 13/09/2018
Responsibility: IMS Manager	Revision: 3	Area: All Areas



- e) Ensure freight trucks can easily access and exit the site (as you have planned)
- f) Liaise with the operator and any other dogman or assistants regarding the plan and discuss any discrepancies (document & detail these)
- g) Communicate with the Project Manager any important deployment changes or issues and ensure any outcomes are communicated with all parties



8. Safety Briefing (Forklift or Manitou)

- a) Conduct a safety briefing with all key parties once a plan of action has been agreed to.
- b) Discuss and demonstrate the manual handling risks.
- c) Make it clear to all parties about the pinch point hazard and clearly instruct that all hands must be clear when joining barriers; all parties involved in the actual placement of barriers must adhere to this strictly.



- d) Discuss the details of any other hazards and be sure that all parties understand what these are, and what their responsibilities are when you encounter these hazards.




9. Deployment with a Forked Implement (such as a Forklift or Manitou)

- a) Ensure the plant operator can provide a log book and has evidence that their equipment is appropriately maintained.



- b) Ensure operator is licensed for the machine and any assessments they have made around lifting & lifting thresholds are adequate.

 SAFEROADS PTY LTD STANDARD OPERATING PROCEDURE	Title: Deploying of Ironman Hybrid Barriers (Forklift)	
	Procedure Number INSSOP024-3	Effective Date 13/09/2018
Responsibility: IMS Manager	Revision: 3	Area: All Areas

Ensure Dogman hold a current licence or certification

- c) Once operator understands the process, instruct driver to move the truck in to place and then untie the load.
- d) Commence the lifting of barriers off the truck, ensuring that all assistants are well clear of the equipment and barrier in case of a fall.




- i) When barriers are being joined, the Pinch Point hazard needs to be highlighted, and all hands are to be free from barriers upon joining and away from the crush/impact area.

- e) Ensure operator lowers the barrier(s) before traversing to increase load stability when getting in to position.
- f) Barrier Team Leader to provide all directional information and instructions to the operator so there is only 1 person communicating (Team Leader will need to remain aware of surroundings and where other people are while instructing).
- g) Deployment team must not get in between the joining barriers to avoid any crush incident.
- h) When connecting two barriers, lower the barrier so that it is almost touching the ground and then use “side shift” to allow the barrier knuckles to align and pin to easily slide down between the knuckles to complete the connection.



- j) If barriers are to be removed from the truck (2 at a time) appropriate safety checks on capacity of the machine and tine length must be performed (operator and Dogman &/or Barrier Team Leader must both approve)



 SAFEROADS PTY LTD STANDARD OPERATING PROCEDURE	Title: Deploying of Ironman Hybrid Barriers (Forklift)	
	Procedure Number INSSOP024-3	Effective Date 13/09/2018
Responsibility: IMS Manager	Revision: 3	Area: All Areas

SOP REVISION UPDATES

Rev 3 dated 13/09/2018

- a) New format
- b) Inclusion of Revision Details.
- c) Reference to Sire Walkthrough (Ref. 7.g.)